

## Installing Pievox A50 Mute in A50 Amplifier - 1. Version

**A50\_ Mute for A50 Amplifier - 1. Version** with two speaker fuseholder under the lid

### Attention:

**Only work on the amplifier with disconnected mains connector !**

Be careful when performing the work.  
Don't pull cables over sharp edges !


### 1. Step

Unsolder the green and brown speaker litz wires from the fuse holder and pull these litz wires out of the gray PVC sleeve - for detail please look at picture 3.

Maybe clean the sleeve and reposition it behind the face plate.

Push the litz wires green and brown into the new sleeve and solder the ends in the A50\_Mute pcb to brown and green as indicated and pictured in the solder lugs (C).


Picture 1



## 2. Step

Solder the short litz wires from the A50\_Mute PCB to the fuse holder solder lugs.

Picture 2




Pull the white cables from the supply PCB and push it onto the flatconnectors on the Mute PCB.

Pull the white cables from Mute PCB and push it on the Supply PCB flat connectors.

The white wires are for AC voltage, so you are free to connect it.


Picture 3



### 3 .Step

**Fasten the A50\_Mute PCB using the screw on the transformer slot.  
This ground contact from the transformer sheet metal will be needed !**

This is how ist looks installed:



**This following is an improvement for the Revox A50 Amplifier if using sensitive headphones.**

Normally in the headphones there is some hum and noise audible.  
This residual hum and noise can be reduced by installing these additional resistors.


Installing of additional resistors on the "phones" sockets


**Attention ! Be carefull not to melt the case parts ! cover**

both resistors before installing



- installed -  
first solder the common side on the GND solder lug  
Next feed the resistor legs to the phones sockets green and brown litz and solder.





Copyright by

Büro für Elektronik - Entwicklung und Beratung Ernst Schmid  
Buschingstr. 24 81677 München Tel. 089-916750 [pievox@elektronikschmiede.de](mailto:pievox@elektronikschmiede.de)